

**2023 GARVIN COUNTY ASSESSOR'S OFFICE REPORT TO THE EXCISE BOARD**

07/26/2023

City/Village								
DISTRICT	DESCRIPTION	PERSONAL PROPERTY	REAL PROPERTY	PUBLIC SERVICE	TOTAL VALUATION	HOMESTEAD EXEMPTIONS	OTHER EXEMPTIONS	NET VALUATION
Dav City	City of Davis	1,628,630	1,526,708	1,229,286	4,384,624	34,000	9,019	4,341,605
Elm City	City of Elmore City	459,167	2,074,464	405,210	2,938,841	131,209	59,200	2,748,432
Eri City	City of Erin Springs	0	0	0	0	0	0	0
Fos City	City of Foster	6,671,539	764,040	2,360,703	9,796,282	24,000	11,886	9,760,396
Kat City	City of Katie	66,590	1,448,036	81	1,514,707	76,000	22,476	1,416,231
Lin City	City of Lindsay	2,797,260	11,447,670	670,618	14,915,548	420,000	251,971	14,243,577
May City	City of Maysville	350,644	3,415,201	351,864	4,117,709	180,011	122,638	3,815,060
PV City	City of Pauls Valley	12,362,042	34,379,335	2,598,645	49,340,022	904,237	290,556	48,145,229
Pao City	City of Paoli	40,921	1,433,053	257,165	1,731,139	108,756	44,313	1,578,070
Str City	City of Stratford	158,205	4,399,401	593,759	5,151,365	223,656	158,779	4,768,930
Wyn City	City of Wynnewood	2,201,106	7,039,863	921,220	10,162,189	355,188	96,740	9,710,261
<b>CITY/VILLAGE TOTAL VALUATION</b>		<b>26,736,104</b>	<b>67,927,771</b>	<b>9,388,551</b>	<b>104,052,426</b>	<b>2,457,057</b>	<b>1,067,578</b>	<b>100,527,791</b>

County								
DISTRICT	DESCRIPTION	PERSONAL PROPERTY	REAL PROPERTY	PUBLIC SERVICE	TOTAL VALUATION	HOMESTEAD EXEMPTIONS	OTHER EXEMPTIONS	NET VALUATION
C001	Garvin County	172,311,003	150,017,078	54,279,215	376,607,296	5,171,371	3,225,670	368,210,255
<b>COUNTY TOTAL VALUATION</b>		<b>172,311,003</b>	<b>150,017,078</b>	<b>54,279,215</b>	<b>376,607,296</b>	<b>5,171,371</b>	<b>3,225,670</b>	<b>368,210,255</b>

Other								
DISTRICT	DESCRIPTION	PERSONAL PROPERTY	REAL PROPERTY	PUBLIC SERVICE	TOTAL VALUATION	HOMESTEAD EXEMPTIONS	OTHER EXEMPTIONS	NET VALUATION
PV EMS	Pauls Valley EMS	12,362,042	34,379,335	2,598,645	49,340,022	904,237	290,556	48,145,229
WW EMS	WYNNEWOOD-EMS	85,079,559	19,880,077	9,793,184	114,752,820	788,732	760,514	113,203,574
<b>OTHER TOTAL VALUATION</b>		<b>97,441,601</b>	<b>54,259,412</b>	<b>12,391,829</b>	<b>164,092,842</b>	<b>1,692,969</b>	<b>1,051,070</b>	<b>161,348,803</b>

School								
DISTRICT	DESCRIPTION	PERSONAL PROPERTY	REAL PROPERTY	PUBLIC SERVICE	TOTAL VALUATION	HOMESTEAD EXEMPTIONS	OTHER EXEMPTIONS	NET VALUATION
ALEX	J156 ALEX-GRADY	458,252	1,943	38,125	498,320	0	0	498,320
BRAY-DOY	J142 BD-STEPHENS	1,906,738	163,738	820,538	2,891,014	3,000	10,271	2,877,743
DAVIS	J110 DAVIS-MURRAY	1,628,630	1,526,708	1,229,286	4,384,624	34,000	9,019	4,341,605

**2023 GARVIN COUNTY ASSESSOR'S OFFICE REPORT TO THE EXCISE BOARD**

07/26/2023

Elmore C	I72 Elmore City	25,911,434	15,688,655	14,433,105	56,033,194	679,870	342,476	55,010,848
Lindsay	I9 Lindsay	33,943,190	26,086,060	7,176,383	67,205,633	821,420	587,100	65,797,113
Maysvill	I7 Maysville	6,310,869	9,432,084	5,952,965	21,695,918	392,433	157,118	21,146,367
Paoli	I5 Paoli	795,346	6,668,408	3,646,771	11,110,525	255,329	114,638	10,740,558
Pauls Va	I18 Pauls Vall	11,904,449	35,830,653	7,511,998	55,247,100	1,226,721	406,961	53,613,418
Stratfor	I2 Stratford	931,422	18,338,553	2,009,143	21,279,118	714,866	554,281	20,009,971
WAYNE	JD4 WAYNE-MCCLAIN	282,022	195,442	56,075	533,539	4,000	0	529,539
Whitebea	D16 Whitebead	3,159,092	16,204,757	1,611,642	20,975,491	251,000	283,292	20,441,199
Wynnewoo	I38 Wynnewood	85,079,559	19,880,077	9,793,184	114,752,820	788,732	760,514	113,203,574
<b>SCHOOL TOTAL VALUATION</b>		<b>172,311,003</b>	<b>150,017,078</b>	<b>54,279,215</b>	<b>376,607,296</b>	<b>5,171,371</b>	<b>3,225,670</b>	<b>368,210,255</b>

**Vo-Tech**

DISTRICT	DESCRIPTION	PERSONAL PROPERTY	REAL PROPERTY	PUBLIC SERVICE	TOTAL VALUATION	HOMESTEAD EXEMPTIONS	OTHER EXEMPTIONS	NET VALUATION
V-19	RED RIVER CAREER TECH	1,906,738	163,738	820,538	2,891,014	3,000	10,271	2,877,743
V-20	SOUTHERN OK CAREER TECH	1,628,630	1,526,708	1,229,286	4,384,624	34,000	9,019	4,341,605
V-6	CANADIAN VALLEY CAREER T	458,252	1,943	38,125	498,320	0	0	498,320
V-8	MID-AMERICA CAREER TECH	168,317,383	148,324,689	52,191,266	368,833,338	5,134,371	3,206,380	360,492,587
<b>VO-TECH TOTAL VALUATION</b>		<b>172,311,003</b>	<b>150,017,078</b>	<b>54,279,215</b>	<b>376,607,296</b>	<b>5,171,371</b>	<b>3,225,670</b>	<b>368,210,255</b>

I, Tammy Murrah, Assessor of Garvin County Oklahoma, do hereby certify that the foregoing is a true and correct statement of valuations for Real Estate, Personal Property, Public Service and Homestead Exemptions as certified by the State Board of Equalization and shown by the records in the County Assessor's office. Subscribed by my name and affixed the seal of the County Assessor's office on this day of 07/26/2023.

State of Oklahoma )  
 ) SS  
 Garvin County )

*Tammy Murrah*

7/26/23  
Date

Tammy Murrah  
County Assessor  
Garvin County



I, County Clerk of Garvin County Oklahoma, do hereby certify that the above is a true, correct and complete list of the valuations of Garvin County Oklahoma as certified by the Garvin County Assessor's office.

*Lou Fisher*

County Clerk  
Garvin County



Excise Board:

*[Signature]*

*[Signature]*

*[Signature]*

7/27/23  
Date

Real	Count	Value
Agricultural	198	854,854
Commercial	3	109,186
Residential	88	562,668
<b>Total Real Value</b>	<b>289</b>	<b>1,526,708</b>
Homestead	34	34,000
Veteran	1	9,019
Other	0	0
<b>Total Exempt</b>	<b>35</b>	<b>43,019</b>

**TIF Increment Value**

**Net Assessed** 1,483,689

**Net Assessed Under Protest**

Senior Freeze	1	1,317
Capped Parcels	112	1,689,273

Personal	Count	Value
Agricultural	17	62,895
Commercial	22	1,523,314
Mobile Home	10	42,621
<b>Total Personal</b>	<b>49</b>	<b>1,628,830</b>
<b>Total Exempt</b>	<b>1</b>	<b>200</b>

**TIF Increment Value**

**Net Assessed** 1,628,630

**Net Assessed Under Protest**

Public Service	Count	Value
<b>Total PS Value</b>	<b>7</b>	<b>1,229,286</b>

**TIF Increment Value**

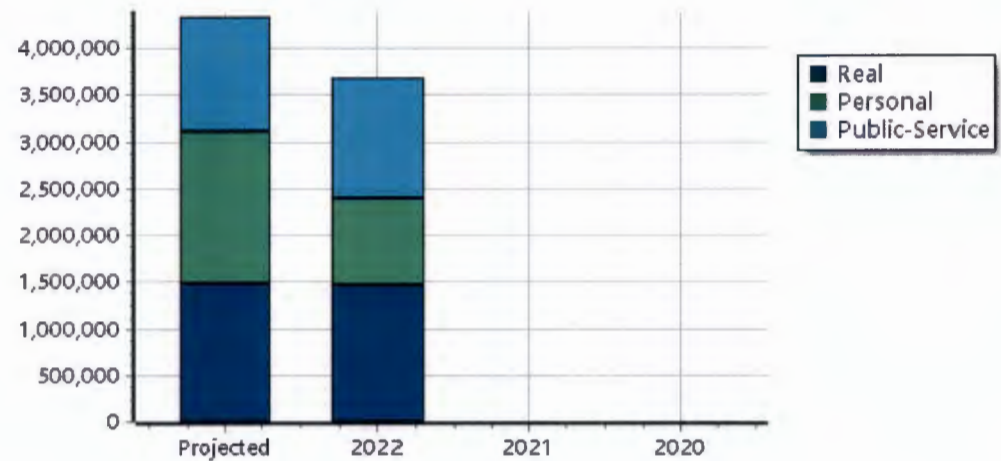
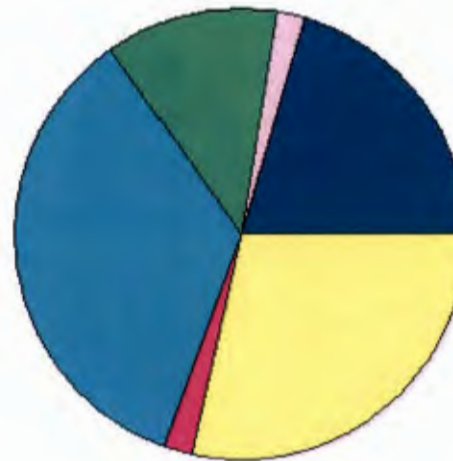
**Net Assessed** 1,229,286

**District Totals**


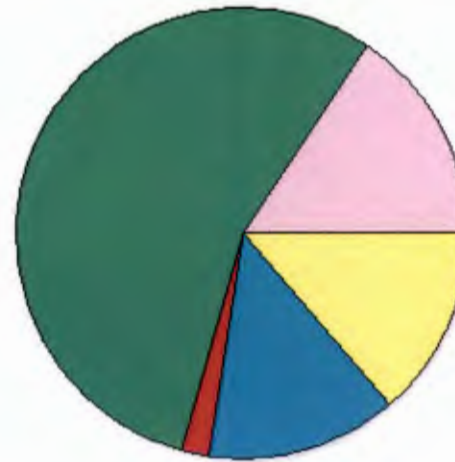
Total Gross Value	4,384,824
Homestead Loss	34,000
Other Exemption Loss	9,219
<b>TIF Increment Value</b>	
<b>Retained TIF Value</b>	
<b>Net Assessed Value</b>	<b>4,341,605</b>

**Net Assessed Under Protest**

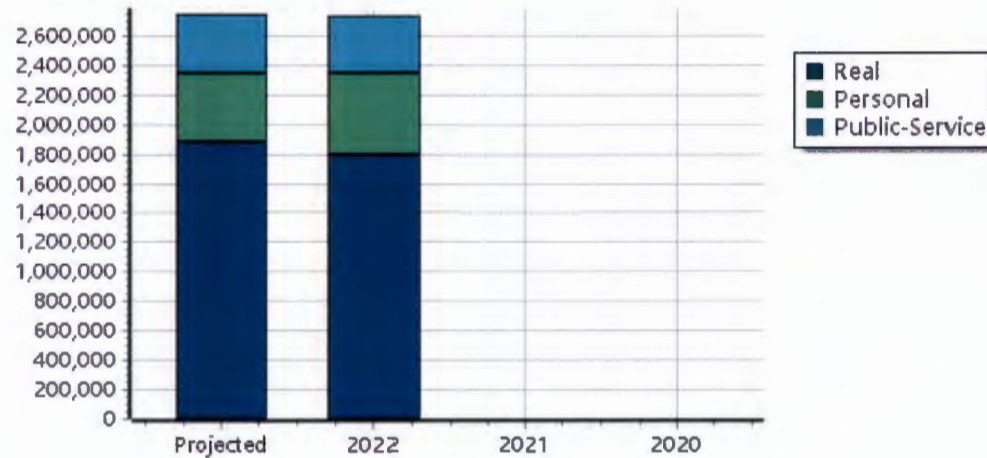
\* Public Service Protests Values are not included on this report.



Real	Count	Value
Agricultural	0	0
Commercial	58	456,010
Residential	397	1,618,454
<b>Total Real Value</b>	<b>455</b>	<b>2,074,464</b>
Homestead	123	131,209
Veteran	9	59,200
Other	0	0
<b>Total Exempt</b>	<b>141</b>	<b>190,409</b>
<b>TIF Increment Value</b>		
<b>Net Assessed</b>		<b>1,884,055</b>
<b>Net Assessed Under Protest</b>		
Senior Freeze	17	34,733
Capped Parcels	302	1,038,574



Personal	Count	Value
Agricultural	2	565
Commercial	52	405,312
Mobile Home	24	56,872
<b>Total Personal</b>	<b>78</b>	<b>462,749</b>
<b>Total Exempt</b>	<b>1</b>	<b>3,582</b>
<b>TIF Increment Value</b>		
<b>Net Assessed</b>		<b>459,167</b>
<b>Net Assessed Under Protest</b>		
<b>Public Service</b>	<b>Count</b>	<b>Value</b>
<b>Total PS Value</b>	<b>10</b>	<b>405,210</b>
<b>TIF Increment Value</b>		
<b>Net Assessed</b>		<b>405,210</b>



<b>District Totals</b>	
Total Gross Value	2,942,423
Homestead Loss	131,209
Other Exemption Loss	62,782
<b>TIF Increment Value</b>	
<b>Retained TIF Value</b>	
<b>Net Assessed Value</b>	<b>2,748,432</b>
<b>Net Assessed Under Protest</b>	

\* Public Service Protests Values are not included on this report.

Real	Count	Value
Agricultural	0	0
Commercial	0	0
Residential	0	0
<b>Total Real Value</b>	<b>0</b>	<b>0</b>

Homestead	0	0
Veteran	0	0
Other	0	0
<b>Total Exempt</b>	<b>0</b>	<b>0</b>

**TIF Increment Value**

**Net Assessed** 0

**Net Assessed Under Protest**

Senior Freeze	0	0
Capped Parcels	0	0

Personal	Count	Value
Agricultural	0	0
Commercial	0	0
Mobile Home	0	0
<b>Total Personal</b>	<b>0</b>	<b>0</b>

**Total Exempt** 0

**TIF Increment Value**

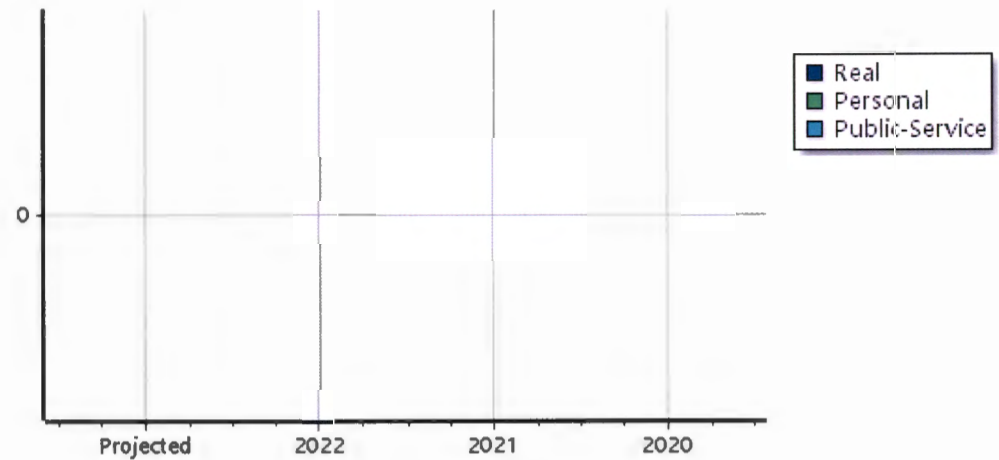
**Net Assessed** 0

**Net Assessed Under Protest**

Public Service	Count	Value
<b>Total PS Value</b>	<b>0</b>	<b>0</b>

**TIF Increment Value**

**Net Assessed** 0



**District Totals**

Total Gross Value 0

Homestead Loss 0

Other Exemption Loss 0

**TIF Increment Value**

**Retained TIF Value**

**Net Assessed Value** 0

**Net Assessed Under Protest**

\* Public Service Protests Values are not included on this report.

Real	Count	Value
Agricultural	123	509,868
Commercial	5	1,423
Residential	71	252,749
<b>Total Real Value</b>	<b>199</b>	<b>764,040</b>
Homestead	23	24,000
Veteran	2	11,886
Other	0	0
<b>Total Exempt</b>	<b>26</b>	<b>35,886</b>

**TIF Increment Value**

**Net Assessed** 728,154

**Net Assessed Under Protest**

Senior Freeze	2	14,597
Capped Parcels	97	348,468

Personal	Count	Value
Agricultural	10	37,368
Commercial	7	6,592,683
Mobile Home	6	41,488
<b>Total Personal</b>	<b>23</b>	<b>6,671,539</b>
<b>Total Exempt</b>	<b>0</b>	<b>0</b>

**TIF Increment Value**

**Net Assessed** 6,671,539

**Net Assessed Under Protest**

Public Service	Count	Value
<b>Total PS Value</b>	<b>7</b>	<b>2,360,703</b>

**TIF Increment Value**

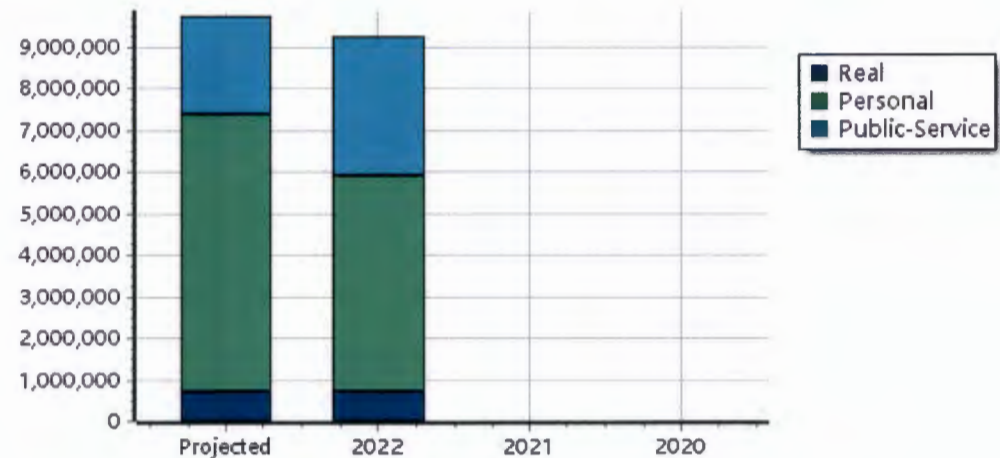
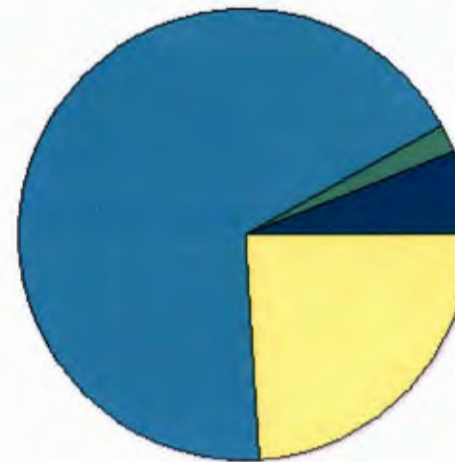
**Net Assessed** 2,360,703

**District Totals**

Total Gross Value	9,796,282
Homestead Loss	24,000
Other Exemption Loss	11,886
<b>TIF Increment Value</b>	
<b>Retained TIF Value</b>	
<b>Net Assessed Value</b>	<b>9,760,396</b>

**Net Assessed Under Protest**

\* Public Service Protests Values are not included on this report.



Real	Count	Value
Agricultural	231	903,708
Commercial	2	6,164
Residential	120	538,164
<b>Total Real Value</b>	<b>353</b>	<b>1,448,036</b>
Homestead	75	76,000
Veteran	3	22,476
Other	0	0
<b>Total Exempt</b>	<b>79</b>	<b>98,476</b>

**TIF Increment Value**

**Net Assessed** 1,349,560

**Net Assessed Under Protest**

Senior Freeze	6	24,820
Capped Parcels	106	257,910

Personal	Count	Value
Agricultural	5	8,862
Commercial	3	2,590
Mobile Home	16	55,138
<b>Total Personal</b>	<b>24</b>	<b>66,590</b>
<b>Total Exempt</b>	<b>0</b>	<b>0</b>

**TIF Increment Value**

**Net Assessed** 66,590

**Net Assessed Under Protest**

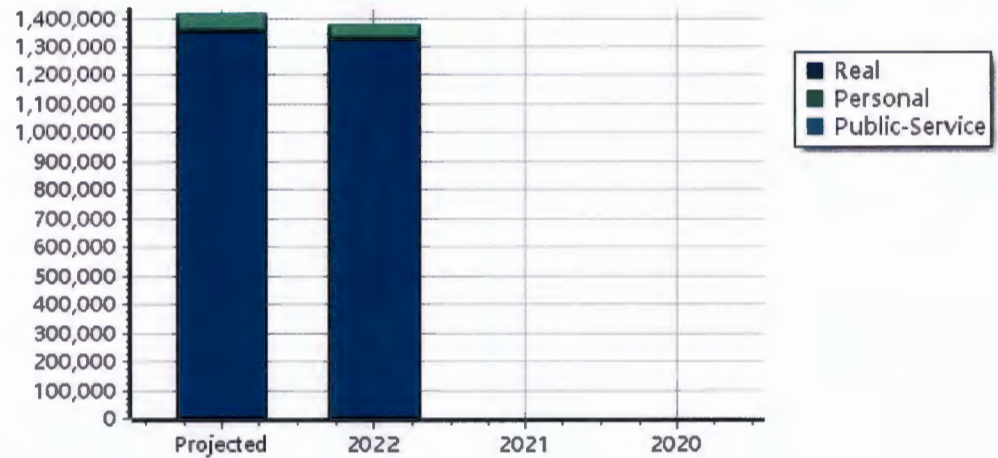
Public Service	Count	Value
<b>Total PS Value</b>	<b>1</b>	<b>81</b>
<b>TIF Increment Value</b>		
<b>Net Assessed</b>		<b>81</b>

**District Totals**

Total Gross Value	1,514,707
Homestead Loss	76,000
Other Exemption Loss	22,476
<b>TIF Increment Value</b>	
<b>Retained TIF Value</b>	
<b>Net Assessed Value</b>	<b>1,416,231</b>

**Net Assessed Under Protest**

\* Public Service Protests Values are not included on this report.



Real	Count	Value
Agricultural	0	0
Commercial	242	3,281,946
Residential	1,342	8,165,724
<b>Total Real Value</b>	<b>1,584</b>	<b>11,447,670</b>
Homestead	389	420,000
Veteran	29	251,971
Other	0	0
<b>Total Exempt</b>	<b>449</b>	<b>671,971</b>

**TIF Increment Value**

**Net Assessed 10,775,699**

**Net Assessed Under Protest**

Senior Freeze	65	194,684
Capped Parcels	988	3,041,962

Personal	Count	Value
Agricultural	2	1,915
Commercial	192	2,667,268
Mobile Home	66	128,277
<b>Total Personal</b>	<b>260</b>	<b>2,797,460</b>
<b>Total Exempt</b>	<b>1</b>	<b>200</b>

**TIF Increment Value**

**Net Assessed 2,797,260**

**Net Assessed Under Protest**

Public Service	Count	Value
<b>Total PS Value</b>	<b>10</b>	<b>670,618</b>

**TIF Increment Value**

**Net Assessed 670,618**

**District Totals**

Total Gross Value	14,915,748
Homestead Loss	420,000
Other Exemption Loss	252,171

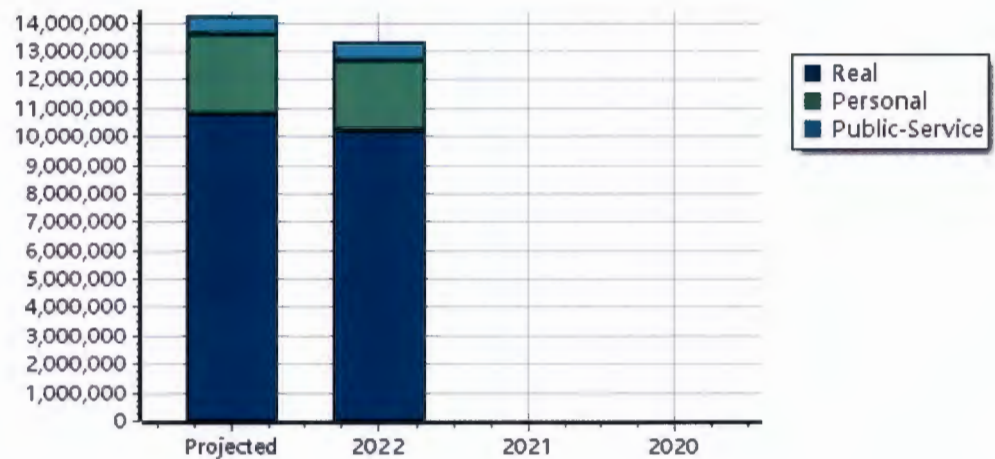
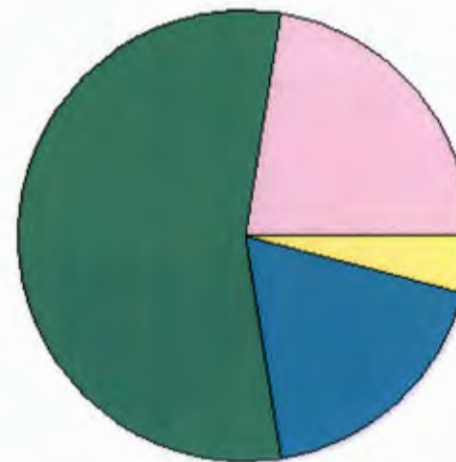
**TIF Increment Value**

**Retained TIF Value**

**Net Assessed Value 14,243,577**

**Net Assessed Under Protest**

\* Public Service Protests Values are not included on this report.





Real	Count	Value
Agricultural	0	0
Commercial	84	704,090
Residential	600	2,711,111
<b>Total Real Value</b>	<b>684</b>	<b>3,415,201</b>

Homestead	170	180,011
Veteran	18	122,638
Other	0	0
<b>Total Exempt</b>	<b>199</b>	<b>302,649</b>

**TIF Increment Value**

**Net Assessed 3,112,552**

**Net Assessed Under Protest**

Senior Freeze	33	147,578
Capped Parcels	601	1,916,410

Personal	Count	Value
Agricultural	1	1,016
Commercial	44	320,051
Mobile Home	14	29,777
<b>Total Personal</b>	<b>59</b>	<b>350,844</b>

**Total Exempt 1 200**

**TIF Increment Value**

**Net Assessed 350,644**

**Net Assessed Under Protest**

Public Service	Count	Value
<b>Total PS Value</b>	<b>8</b>	<b>351,864</b>

**TIF Increment Value**

**Net Assessed 351,864**

**District Totals**

Total Gross Value	4,117,909
Homestead Loss	180,011
Other Exemption Loss	122,838

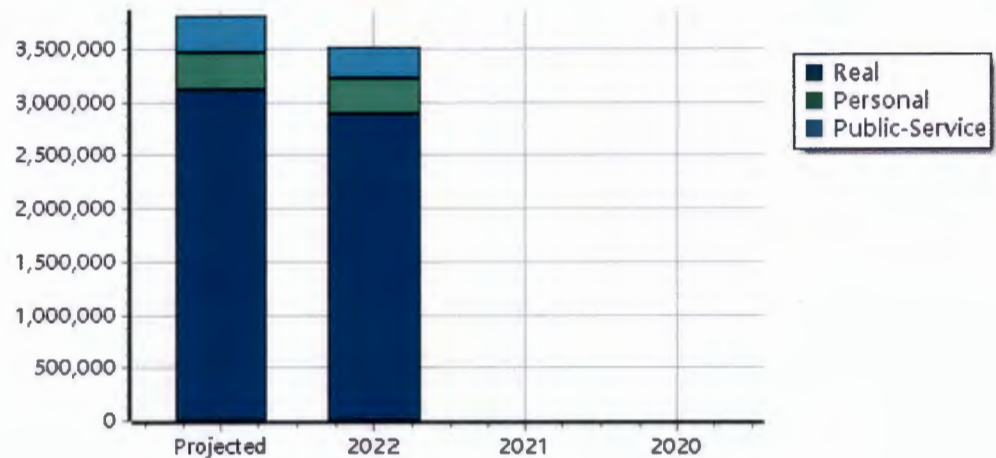
**TIF Increment Value**

**Retained TIF Value**


**Net Assessed Value 3,815,060**

**Net Assessed Under Protest**

\* Public Service Protests Values are not included on this report.



Real	Count	Value
Agricultural	13	114,381
Commercial	447	17,145,283
Residential	2,630	17,119,671
<b>Total Real Value</b>	<b>3,090</b>	<b>34,379,335</b>
Homestead	835	904,237
Veteran	28	290,556
Other	0	0
<b>Total Exempt</b>	<b>941</b>	<b>1,194,793</b>



**TIF Increment Value**

**Net Assessed 33,184,542**

**Net Assessed Under Protest**

Senior Freeze	137	460,807
Capped Parcels	2,610	19,020,949

Personal	Count	Value
Agricultural	10	93,628
Commercial	376	15,365,903
Mobile Home	45	61,775
<b>Total Personal</b>	<b>431</b>	<b>15,521,306</b>
<b>Total Exempt</b>	<b>4</b>	<b>3,159,264</b>

**TIF Increment Value**

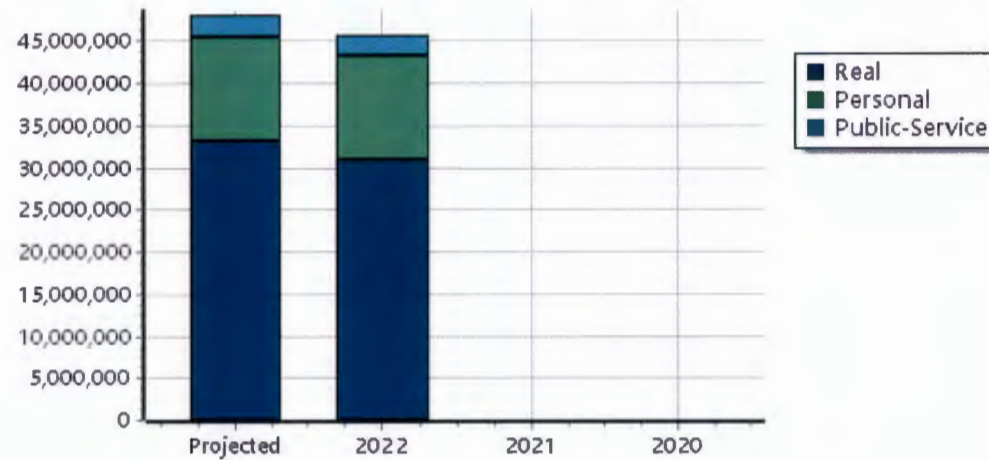
**Net Assessed 12,362,042**

**Net Assessed Under Protest**

Public Service	Count	Value
<b>Total PS Value</b>	<b>22</b>	<b>2,598,645</b>

**TIF Increment Value**

**Net Assessed 2,598,645**



**District Totals**

Total Gross Value	52,499,286
Homestead Loss	904,237
Other Exemption Loss	3,449,820
<b>TIF Increment Value</b>	
<b>Retained TIF Value</b>	
<b>Net Assessed Value</b>	<b>48,145,229</b>

**Net Assessed Under Protest**

\* Public Service Protests Values are not included on this report.

Real	Count	Value
Agricultural	0	0
Commercial	8	45,016
Residential	310	1,388,037
<b>Total Real Value</b>	<b>318</b>	<b>1,433,053</b>
Homestead	99	108,756
Veteran	7	44,313
Other	0	0
<b>Total Exempt</b>	<b>116</b>	<b>153,069</b>

**TIF Increment Value**

**Net Assessed** 1,279,984

**Net Assessed Under Protest**

Senior Freeze	15	78,790
Capped Parcels	282	979,004

Personal	Count	Value
Agricultural	0	0
Commercial	10	8,772
Mobile Home	11	32,149
<b>Total Personal</b>	<b>21</b>	<b>40,921</b>
<b>Total Exempt</b>	<b>0</b>	<b>0</b>

**TIF Increment Value**

**Net Assessed** 40,921

**Net Assessed Under Protest**

Public Service	Count	Value
<b>Total PS Value</b>	<b>7</b>	<b>257,165</b>

**TIF Increment Value**

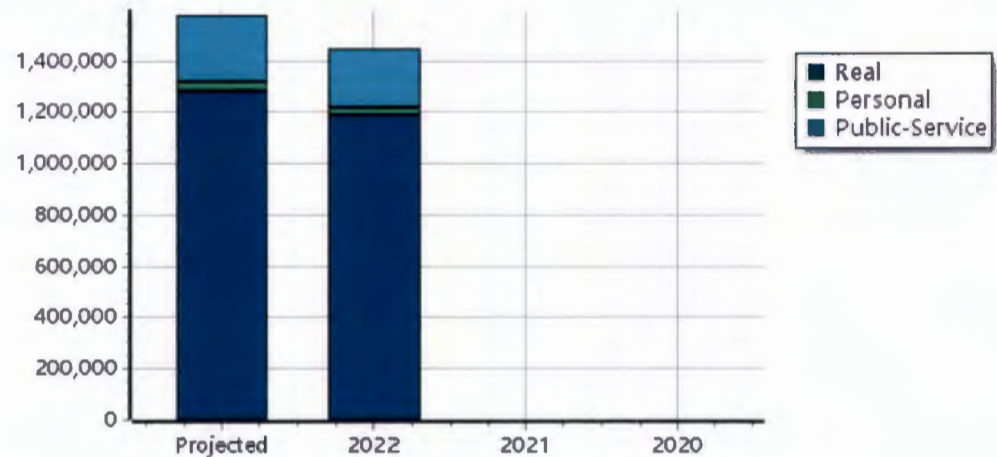
**Net Assessed** 257,165

**District Totals**


Total Gross Value	1,731,139
Homestead Loss	108,756
Other Exemption Loss	44,313
<b>TIF Increment Value</b>	
<b>Retained TIF Value</b>	
<b>Net Assessed Value</b>	<b>1,578,070</b>

**Net Assessed Under Protest**

\* Public Service Protests Values are not included on this report.



Real	Count	Value
Agricultural	1	11,206
Commercial	90	946,030
Residential	713	3,442,165
<b>Total Real Value</b>	<b>804</b>	<b>4,399,401</b>
Homestead	205	223,656
Veteran	17	158,779
Other	0	0
<b>Total Exempt</b>	<b>242</b>	<b>382,435</b>



**TIF Increment Value**

**Net Assessed** 4,016,966

**Net Assessed Under Protest**

Senior Freeze	37	165,718
Capped Parcels	677	7,118,383

Personal	Count	Value
Agricultural	0	0
Commercial	59	137,740
Mobile Home	12	20,465
<b>Total Personal</b>	<b>71</b>	<b>158,205</b>
<b>Total Exempt</b>	<b>0</b>	<b>0</b>

**TIF Increment Value**

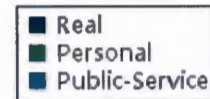
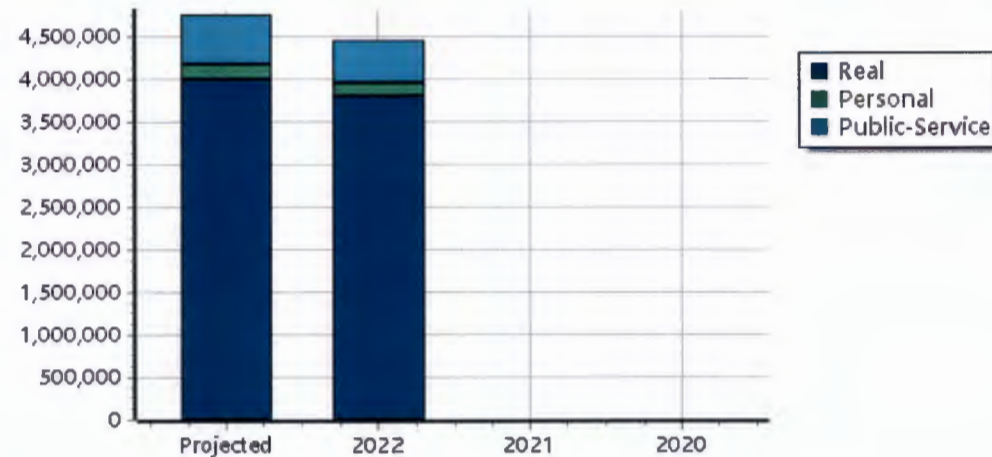
**Net Assessed** 158,205

**Net Assessed Under Protest**

Public Service	Count	Value
<b>Total PS Value</b>	<b>12</b>	<b>593,759</b>

**TIF Increment Value**

**Net Assessed** 593,759



**District Totals**

Total Gross Value	5,151,365
Homestead Loss	223,656
Other Exemption Loss	158,779
<b>TIF Increment Value</b>	
<b>Retained TIF Value</b>	
<b>Net Assessed Value</b>	<b>4,768,930</b>

**Net Assessed Under Protest**

\* Public Service Protests Values are not included on this report.

Real	Count	Value
Agricultural	5	378
Commercial	114	1,433,942
Residential	1,145	5,605,543
<b>Total Real Value</b>	<b>1,264</b>	<b>7,039,863</b>

Homestead	333	355,188
Veteran	15	96,740
Other	0	0
<b>Total Exempt</b>	<b>376</b>	<b>451,928</b>

**TIF Increment Value**

**Net Assessed 6,587,935**

**Net Assessed Under Protest**

Senior Freeze	65	161,927
Capped Parcels	844	2,905,048

Personal	Count	Value
Agricultural	1	1,310
Commercial	91	2,177,935
Mobile Home	21	57,140
<b>Total Personal</b>	<b>113</b>	<b>2,236,385</b>

**Total Exempt 1 35,279**

**TIF Increment Value**

**Net Assessed 2,201,106**

**Net Assessed Under Protest**

Public Service	Count	Value
<b>Total PS Value</b>	<b>11</b>	<b>921,220</b>

**TIF Increment Value**

**Net Assessed 921,220**

**District Totals**

Total Gross Value	10,197,468
Homestead Loss	355,188
Other Exemption Loss	132,019

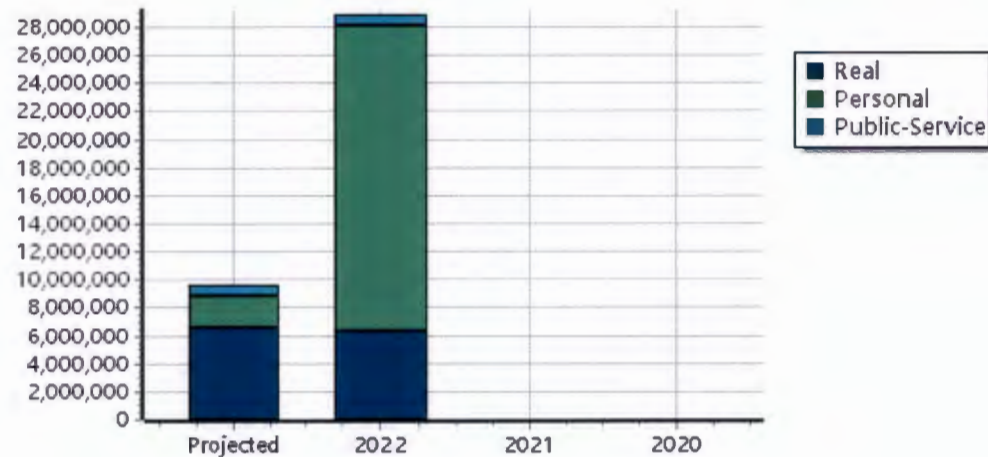
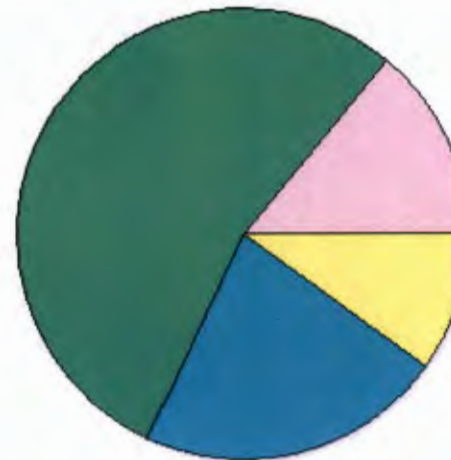
**TIF Increment Value**

**Retained TIF Value**


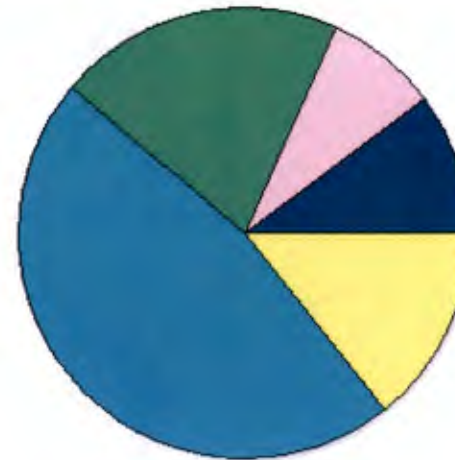
**Net Assessed Value 9,710,261**

**Net Assessed Under Protest**

\* Public Service Protests Values are not included on this report.



Real	Count	Value
Agricultural	7,073	39,811,106
Commercial	1,394	32,908,387
Residential	12,525	77,297,585
<b>Total Real Value</b>	<b>20,992</b>	<b>150,017,078</b>
Homestead	4,926	5,171,371
Veteran	296	3,225,670
Other	0	0
<b>Total Exempt</b>	<b>5,506</b>	<b>8,397,041</b>



**TIF Increment Value**

**Net Assessed** 141,620,037

**Net Assessed Under Protest**

Senior Freeze	634	2,884,614
Capped Parcels	13,217	74,121,910

Personal	Count	Value
Agricultural	1,047	2,366,966
Commercial	1,513	182,448,908
Mobile Home	857	2,655,359
<b>Total Personal</b>	<b>3,417</b>	<b>187,471,233</b>
<b>Total Exempt</b>	<b>114</b>	<b>15,160,230</b>

**TIF Increment Value**

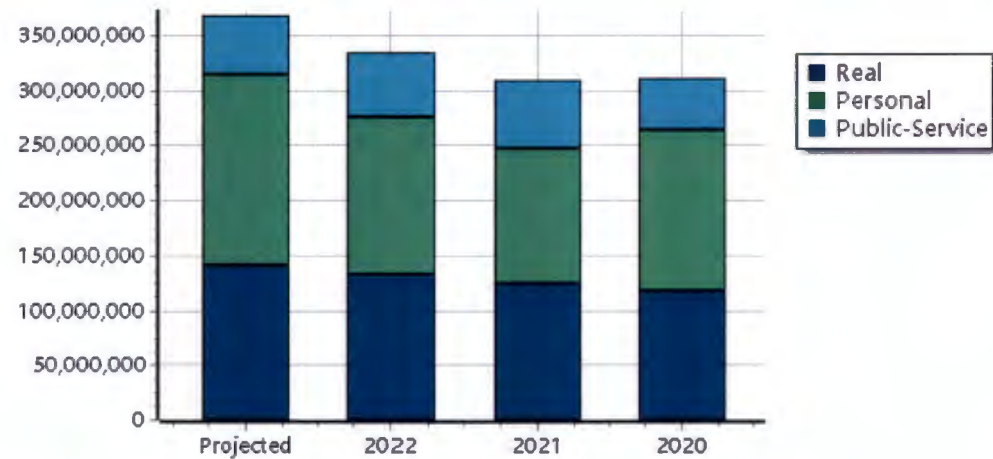
**Net Assessed** 172,311,003

**Net Assessed Under Protest**

Public Service	Count	Value
<b>Total PS Value</b>	<b>274</b>	<b>54,279,215</b>

**TIF Increment Value**

**Net Assessed** 54,279,215




**District Totals**

Total Gross Value	391,767,526
Homestead Loss	5,171,371
Other Exemption Loss	18,385,900
<b>TIF Increment Value</b>	
<b>Retained TIF Value</b>	
<b>Net Assessed Value</b>	<b>368,210,255</b>

**Net Assessed Under Protest**

\* Public Service Protests Values are not included on this report.

Real	Count	Value
Agricultural	13	114,381
Commercial	447	17,145,283
Residential	2,630	17,119,671
<b>Total Real Value</b>	<b>3,090</b>	<b>34,379,335</b>
Homestead	835	904,237
Veteran	28	290,556
Other	0	0
<b>Total Exempt</b>	<b>941</b>	<b>1,194,793</b>



**TIF Increment Value**

**Net Assessed** 33,184,542

**Net Assessed Under Protest**

Senior Freeze	137	460,807
Capped Parcels	2,610	19,020,949

Personal	Count	Value
Agricultural	10	93,628
Commercial	376	15,365,903
Mobile Home	45	61,775
<b>Total Personal</b>	<b>431</b>	<b>15,521,306</b>
<b>Total Exempt</b>	<b>4</b>	<b>3,159,264</b>

**TIF Increment Value**

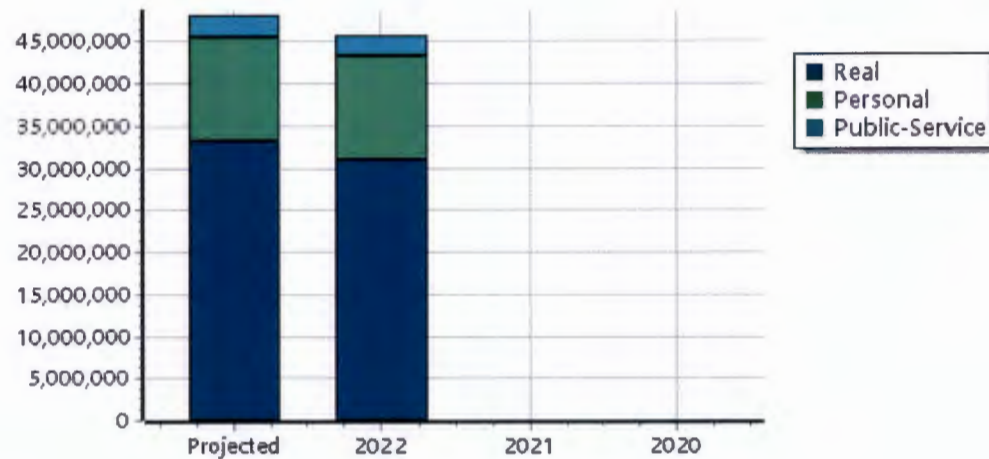
**Net Assessed** 12,362,042

**Net Assessed Under Protest**

Public Service	Count	Value
<b>Total PS Value</b>	<b>22</b>	<b>2,598,645</b>

**TIF Increment Value**

**Net Assessed** 2,598,645



District Totals	
Total Gross Value	52,499,286
Homestead Loss	904,237
Other Exemption Loss	3,449,820
<b>TIF Increment Value</b>	
<b>Retained TIF Value</b>	
<b>Net Assessed Value</b>	<b>48,145,229</b>

**Net Assessed Under Protest**

\* Public Service Protests Values are not included on this report.

Real	Count	Value
Agricultural	1,090	6,463,470
Commercial	176	2,595,231
Residential	1,931	10,821,376
<b>Total Real Value</b>	<b>3,197</b>	<b>19,880,077</b>
Homestead	757	788,732
Veteran	58	760,514
Other	0	0
<b>Total Exempt</b>	<b>857</b>	<b>1,549,246</b>

**TIF Increment Value**

**Net Assessed 18,330,831**

**Net Assessed Under Protest**

Senior Freeze	119	385,545
Capped Parcels	1,537	6,285,507

Personal	Count	Value
Agricultural	177	329,676
Commercial	199	95,584,357
Mobile Home	125	413,071
<b>Total Personal</b>	<b>501</b>	<b>96,327,104</b>
<b>Total Exempt</b>	<b>17</b>	<b>11,247,545</b>

**TIF Increment Value**

**Net Assessed 85,079,559**

**Net Assessed Under Protest**

Public Service	Count	Value
<b>Total PS Value</b>	<b>30</b>	<b>9,793,184</b>

**TIF Increment Value**

**Net Assessed 9,793,184**

**District Totals**

Total Gross Value	126,000,365
Homestead Loss	788,732
Other Exemption Loss	12,008,059

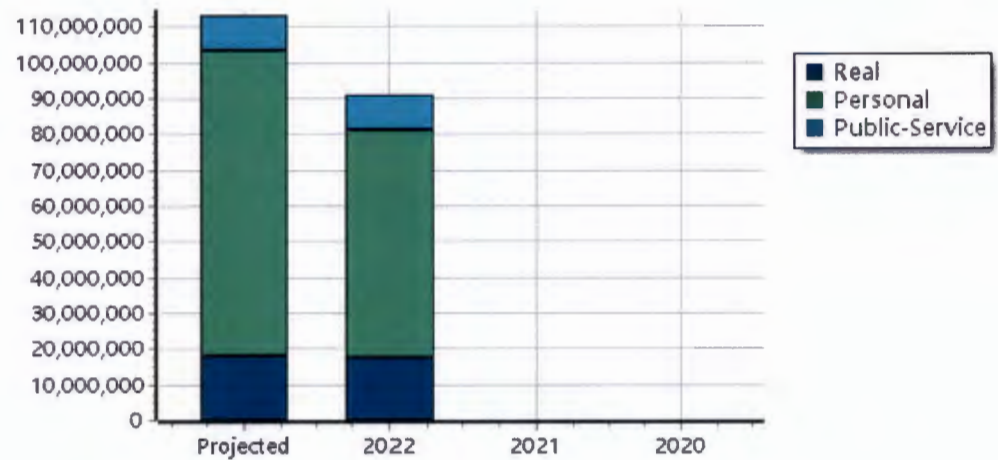
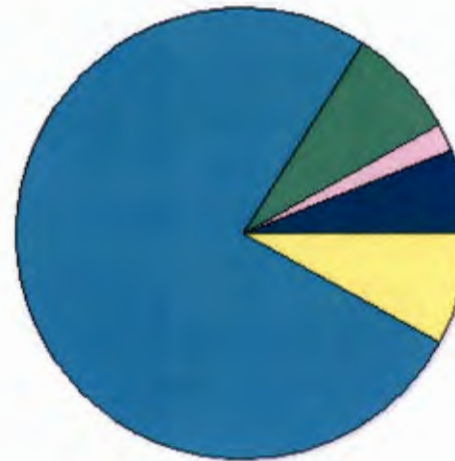
**TIF Increment Value**

**Retained TIF Value**

**Net Assessed Value 113,203,574**

**Net Assessed Under Protest**

\* Public Service Protests Values are not included on this report.





Real	Count	Value
Agricultural	1	1,706
Commercial	0	0
Residential	1	237
<b>Total Real Value</b>	<b>2</b>	<b>1,943</b>
Homestead	0	0
Veteran	0	0
Other	0	0
<b>Total Exempt</b>	<b>0</b>	<b>0</b>

**TIF Increment Value**

**Net Assessed** 1,943

**Net Assessed Under Protest**

Senior Freeze	0	0
Capped Parcels	2	3,687

Personal	Count	Value
Agricultural	0	0
Commercial	4	458,252
Mobile Home	0	0
<b>Total Personal</b>	<b>4</b>	<b>458,252</b>
<b>Total Exempt</b>	<b>0</b>	<b>0</b>

**TIF Increment Value**

**Net Assessed** 458,252

**Net Assessed Under Protest**

Public Service	Count	Value
<b>Total PS Value</b>	<b>4</b>	<b>38,125</b>

**TIF Increment Value**

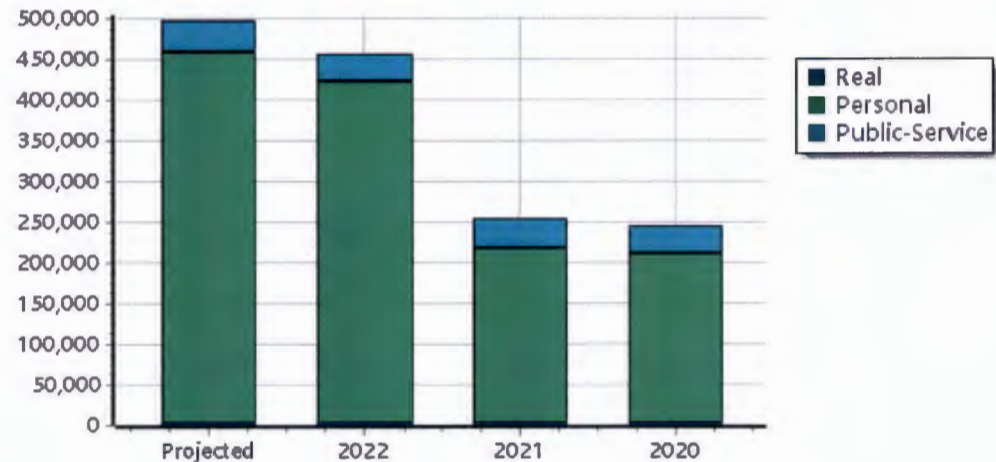
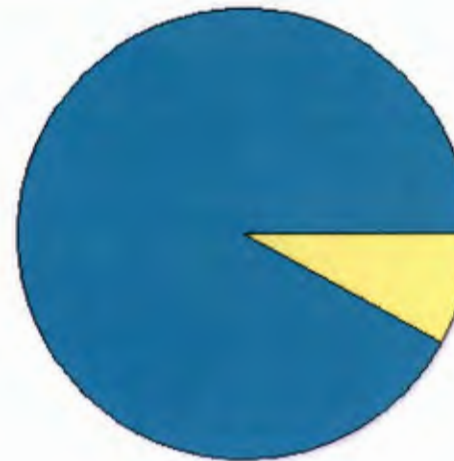
**Net Assessed** 38,125

**District Totals**

Total Gross Value	498,320
Homestead Loss	0
Other Exemption Loss	0
<b>TIF Increment Value</b>	
<b>Retained TIF Value</b>	
<b>Net Assessed Value</b>	<b>498,320</b>

**Net Assessed Under Protest**

\* Public Service Protests Values are not included on this report.



Real	Count	Value
Agricultural	61	143,697
Commercial	1	11,889
Residential	7	8,152
<b>Total Real Value</b>	<b>69</b>	<b>163,738</b>
Homestead	3	3,000
Veteran	1	10,271
Other	0	0
<b>Total Exempt</b>	<b>4</b>	<b>13,271</b>

**TIF Increment Value**

**Net Assessed** 150,467

**Net Assessed Under Protest**

Senior Freeze	0	0
Capped Parcels	18	65,221

Personal	Count	Value
Agricultural	1	4,715
Commercial	15	1,892,622
Mobile Home	2	9,601
<b>Total Personal</b>	<b>18</b>	<b>1,906,938</b>
<b>Total Exempt</b>	<b>1</b>	<b>200</b>

**TIF Increment Value**

**Net Assessed** 1,906,738

**Net Assessed Under Protest**

Public Service	Count	Value
<b>Total PS Value</b>	<b>7</b>	<b>820,538</b>

**TIF Increment Value**

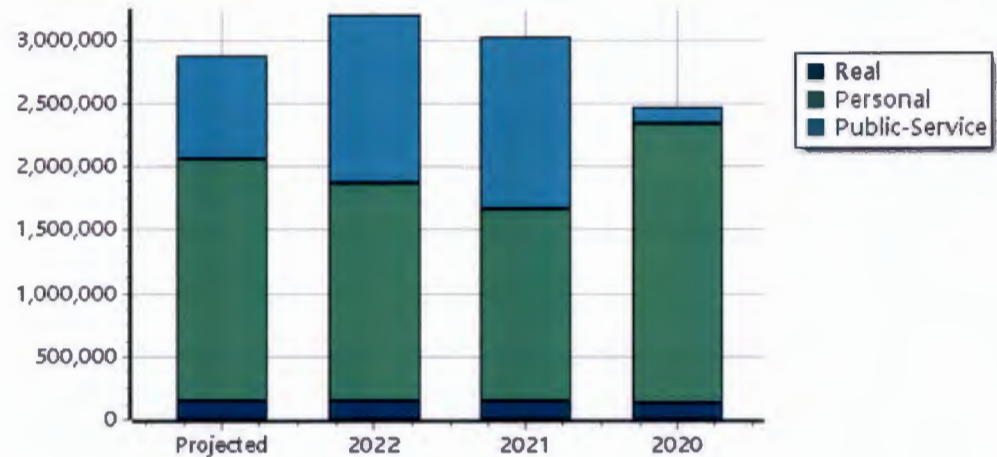
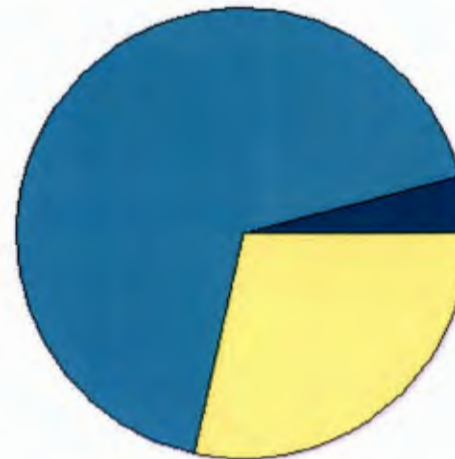
**Net Assessed** 820,538

**District Totals**

Total Gross Value	2,891,214
Homestead Loss	3,000
Other Exemption Loss	10,471
<b>TIF Increment Value</b>	
<b>Retained TIF Value</b>	
<b>Net Assessed Value</b>	<b>2,877,743</b>

**Net Assessed Under Protest**

\* Public Service Protests Values are not included on this report.



Real	Count	Value
Agricultural	198	854,854
Commercial	3	109,186
Residential	88	562,668
<b>Total Real Value</b>	<b>289</b>	<b>1,526,708</b>
Homestead	34	34,000
Veteran	1	9,019
Other	0	0
<b>Total Exempt</b>	<b>35</b>	<b>43,019</b>

**TIF Increment Value**

**Net Assessed** 1,483,689

**Net Assessed Under Protest**

Senior Freeze	1	1,317
Capped Parcels	112	1,689,273

Personal	Count	Value
Agricultural	17	62,895
Commercial	22	1,523,314
Mobile Home	10	42,621
<b>Total Personal</b>	<b>49</b>	<b>1,628,830</b>
<b>Total Exempt</b>	<b>1</b>	<b>200</b>

**TIF Increment Value**

**Net Assessed** 1,628,630

**Net Assessed Under Protest**

Public Service	Count	Value
<b>Total PS Value</b>	<b>7</b>	<b>1,229,286</b>

**TIF Increment Value**

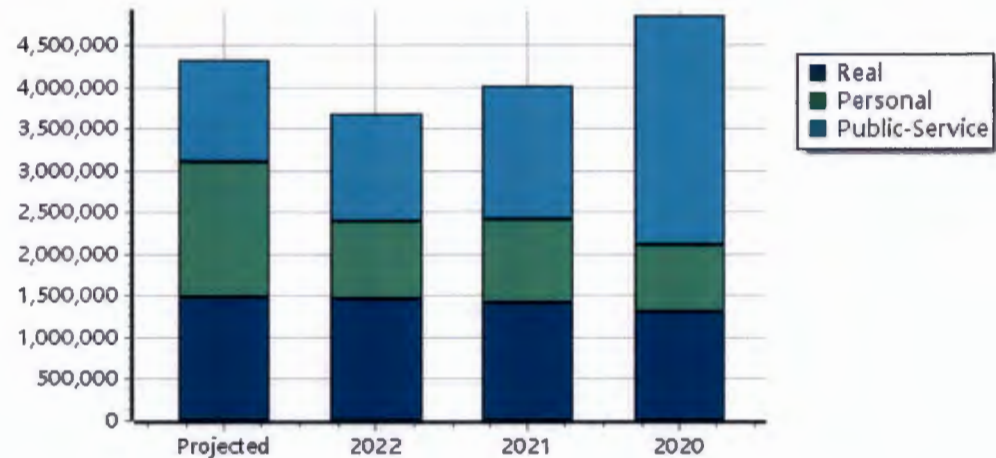
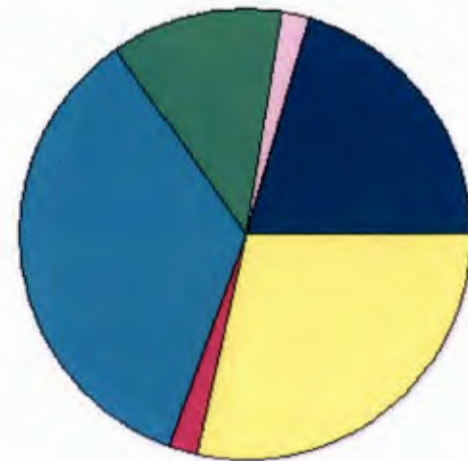
**Net Assessed** 1,229,286

**District Totals**

Total Gross Value	4,384,824
Homestead Loss	34,000
Other Exemption Loss	9,219
<b>TIF Increment Value</b>	
<b>Retained TIF Value</b>	
<b>Net Assessed Value</b>	<b>4,341,605</b>

**Net Assessed Under Protest**

\* Public Service Protests Values are not included on this report.



Real	Count	Value
Agricultural	1,989	7,851,692
Commercial	105	1,688,552
Residential	1,444	6,148,411
<b>Total Real Value</b>	<b>3,538</b>	<b>15,688,655</b>
Homestead	650	679,870
Veteran	34	342,476
Other	0	0
<b>Total Exempt</b>	<b>720</b>	<b>1,022,346</b>

**TIF Increment Value**

**Net Assessed** 14,666,309

**Net Assessed Under Protest**

Senior Freeze	77	291,089
Capped Parcels	1,552	4,706,984

Personal	Count	Value
Agricultural	222	438,255
Commercial	185	24,946,760
Mobile Home	169	532,651
<b>Total Personal</b>	<b>576</b>	<b>25,917,666</b>
<b>Total Exempt</b>	<b>17</b>	<b>6,232</b>

**TIF Increment Value**

**Net Assessed** 25,911,434

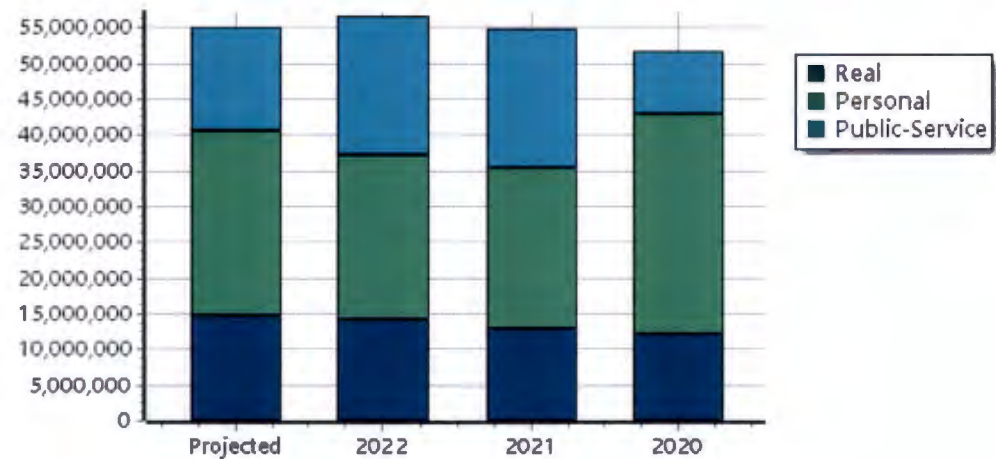
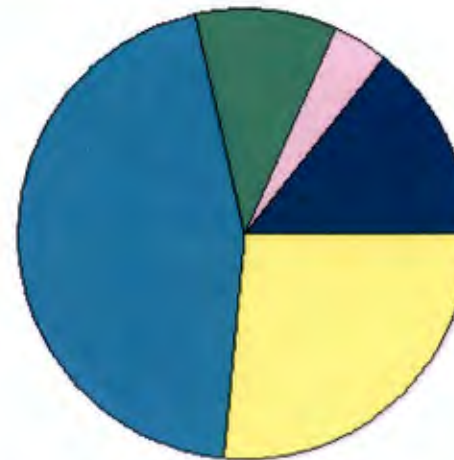
**Net Assessed Under Protest**

Public Service	Count	Value
<b>Total PS Value</b>	<b>47</b>	<b>14,433,105</b>
<b>TIF Increment Value</b>		
<b>Net Assessed</b>		<b>14,433,105</b>


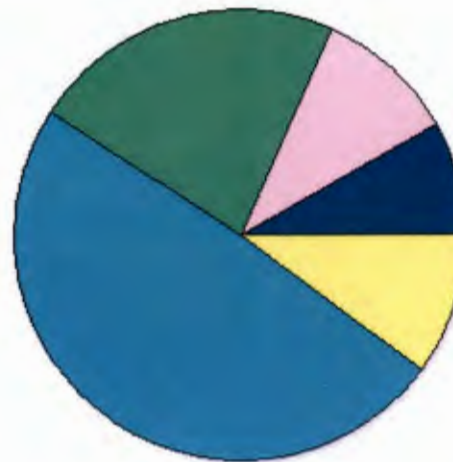
District Totals	
Total Gross Value	56,039,426
Homestead Loss	679,870
Other Exemption Loss	348,708
<b>TIF Increment Value</b>	
<b>Retained TIF Value</b>	
<b>Net Assessed Value</b>	<b>55,010,848</b>

**Net Assessed Under Protest**

\* Public Service Protests Values are not included on this report.



Real	Count	Value
Agricultural	934	4,811,209
Commercial	365	6,737,811
Residential	2,286	14,537,040
<b>Total Real Value</b>	<b>3,585</b>	<b>26,086,060</b>
Homestead	784	821,420
Veteran	60	587,100
Other	0	0
<b>Total Exempt</b>	<b>884</b>	<b>1,408,520</b>



**TIF Increment Value**

**Net Assessed** 24,677,540

**Net Assessed Under Protest**

Senior Freeze	88	325,091
Capped Parcels	2,255	9,355,960

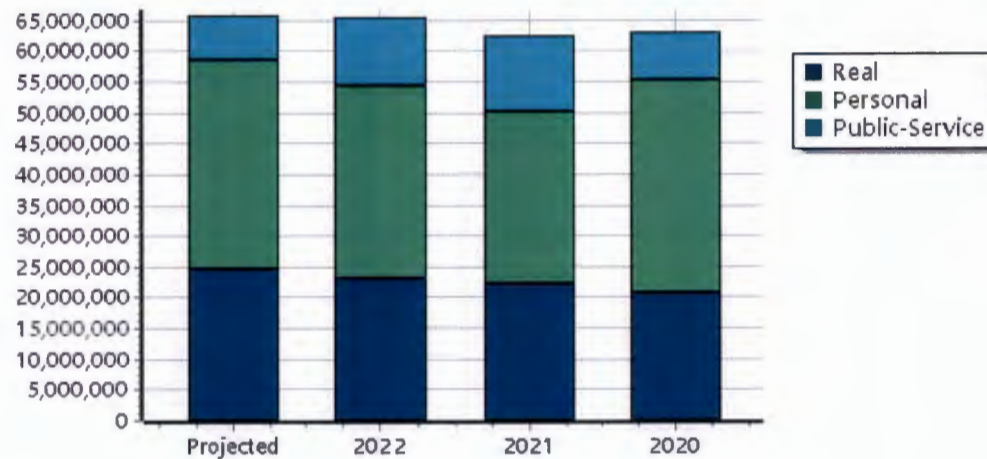
Personal	Count	Value
Agricultural	164	491,157
Commercial	323	32,890,073
Mobile Home	189	579,979
<b>Total Personal</b>	<b>676</b>	<b>33,961,209</b>
<b>Total Exempt</b>	<b>15</b>	<b>18,019</b>

**TIF Increment Value**

**Net Assessed** 33,943,190

**Net Assessed Under Protest**

Public Service	Count	Value
<b>Total PS Value</b>	<b>34</b>	<b>7,176,383</b>
<b>TIF Increment Value</b>		
<b>Net Assessed</b>		<b>7,176,383</b>



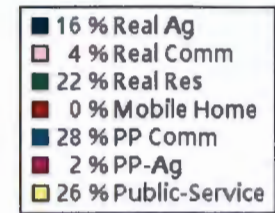
**District Totals**

Total Gross Value	67,223,652
Homestead Loss	821,420
Other Exemption Loss	605,119
<b>TIF Increment Value</b>	
<b>Retained TIF Value</b>	
<b>Net Assessed Value</b>	<b>65,797,113</b>

**Net Assessed Under Protest**

\* Public Service Protests Values are not included on this report.

Real	Count	Value
Agricultural	614	3,542,670
Commercial	104	924,381
Residential	1,015	4,965,033
<b>Total Real Value</b>	<b>1,733</b>	<b>9,432,084</b>
Homestead	375	392,433
Veteran	22	157,118
Other	0	0
<b>Total Exempt</b>	<b>417</b>	<b>549,551</b>



**TIF Increment Value**

**Net Assessed** 8,882,533

**Net Assessed Under Protest**

Senior Freeze	51	242,247
Capped Parcels	1,267	4,690,282

Personal	Count	Value
Agricultural	75	255,740
Commercial	93	6,368,004
Mobile Home	59	146,179
<b>Total Personal</b>	<b>227</b>	<b>6,769,923</b>
<b>Total Exempt</b>	<b>7</b>	<b>459,054</b>

**TIF Increment Value**

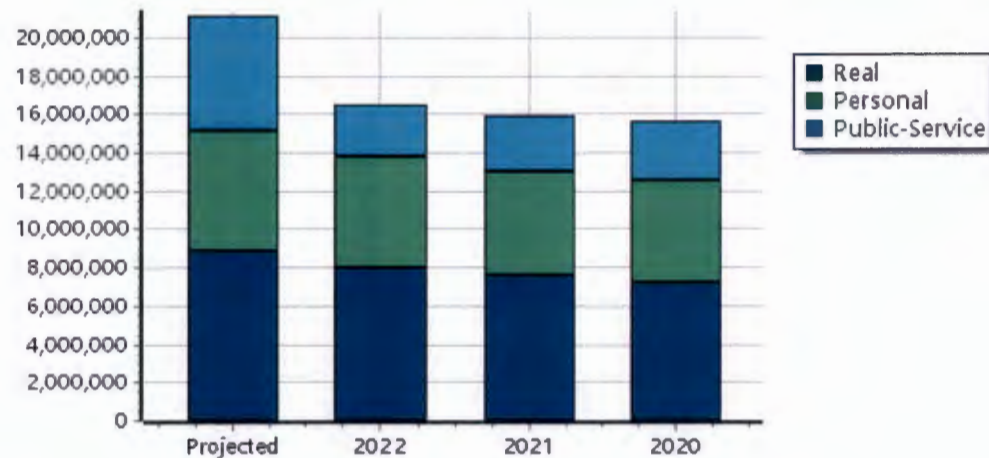
**Net Assessed** 6,310,869

**Net Assessed Under Protest**

Public Service	Count	Value
<b>Total PS Value</b>	<b>32</b>	<b>5,952,965</b>

**TIF Increment Value**

**Net Assessed** 5,952,965



**District Totals**

Total Gross Value	22,154,972
Homestead Loss	392,433
Other Exemption Loss	616,172
<b>TIF Increment Value</b>	
<b>Retained TIF Value</b>	
<b>Net Assessed Value</b>	<b>21,146,367</b>

**Net Assessed Under Protest**

\* Public Service Protests Values are not included on this report.

Real	Count	Value
Agricultural	331	2,025,923
Commercial	14	246,959
Residential	578	4,395,526
<b>Total Real Value</b>	<b>923</b>	<b>6,668,408</b>

Homestead	246	255,329
Veteran	12	114,638
Other	0	0
<b>Total Exempt</b>	<b>270</b>	<b>369,967</b>

**TIF Increment Value**

**Net Assessed 6,298,441**

**Net Assessed Under Protest**

Senior Freeze	22	148,079
Capped Parcels	688	4,462,501

Personal	Count	Value
Agricultural	60	95,383
Commercial	42	547,980
Mobile Home	38	153,356
<b>Total Personal</b>	<b>140</b>	<b>796,719</b>

**Total Exempt 8 1,373**

**TIF Increment Value**

**Net Assessed 795,346**

**Net Assessed Under Protest**

Public Service	Count	Value
<b>Total PS Value</b>	<b>24</b>	<b>3,646,771</b>

**TIF Increment Value**

**Net Assessed 3,646,771**

**District Totals**

Total Gross Value	11,111,898
Homestead Loss	255,329
Other Exemption Loss	116,011

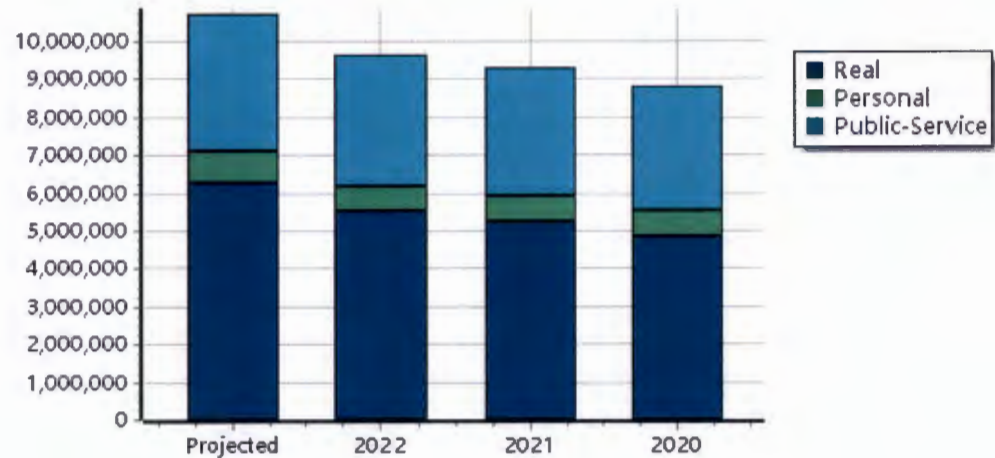
**TIF Increment Value**

**Retained TIF Value**

**Net Assessed Value 10,740,558**

**Net Assessed Under Protest**

\* Public Service Protests Values are not included on this report.



Real	Count	Value
Agricultural	377	3,269,580
Commercial	399	10,910,382
Residential	3,153	21,650,691
<b>Total Real Value</b>	<b>3,929</b>	<b>35,830,653</b>
Homestead	1,147	1,226,721
Veteran	38	406,961
Other	0	0
<b>Total Exempt</b>	<b>1,275</b>	<b>1,633,682</b>

**TIF Increment Value**

**Net Assessed 34,196,971**

**Net Assessed Under Protest**

Senior Freeze	167	751,599
Capped Parcels	3,233	23,525,880

Personal	Count	Value
Agricultural	107	188,941
Commercial	364	14,811,173
Mobile Home	112	323,957
<b>Total Personal</b>	<b>583</b>	<b>15,324,071</b>
<b>Total Exempt</b>	<b>21</b>	<b>3,419,622</b>

**TIF Increment Value**

**Net Assessed 11,904,449**

**Net Assessed Under Protest**

Public Service	Count	Value
<b>Total PS Value</b>	<b>36</b>	<b>7,511,998</b>

**TIF Increment Value**

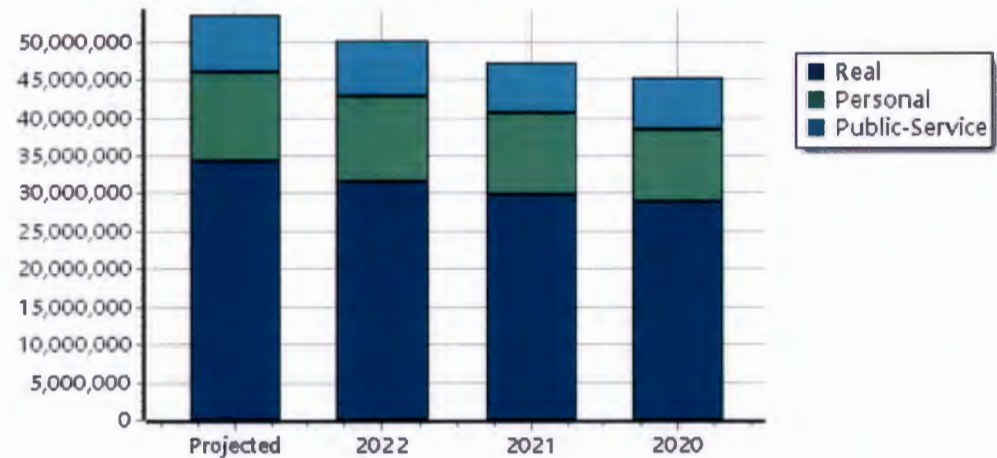
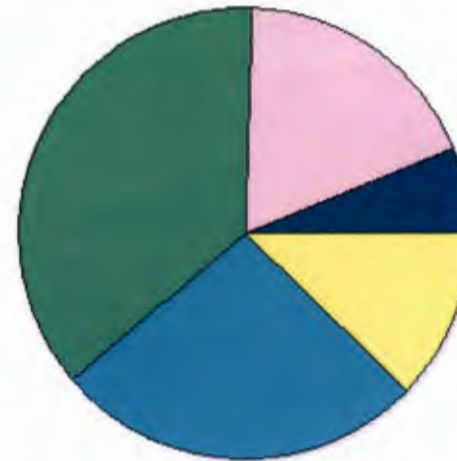
**Net Assessed 7,511,998**

**District Totals**

Total Gross Value	58,666,722
Homestead Loss	1,226,721
Other Exemption Loss	3,826,583
<b>TIF Increment Value</b>	
<b>Retained TIF Value</b>	
<b>Net Assessed Value</b>	<b>53,613,418</b>

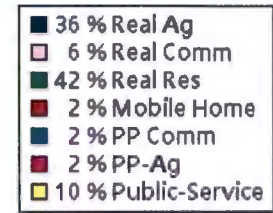
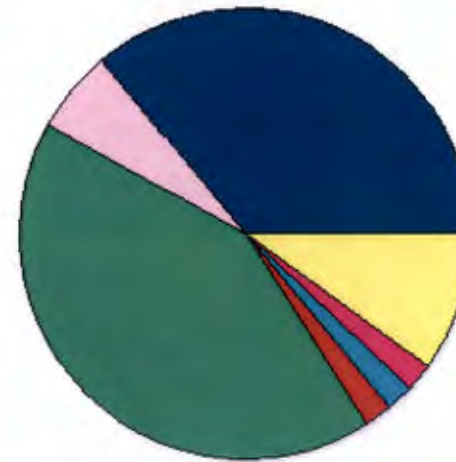
**Net Assessed Under Protest**

\* Public Service Protests Values are not included on this report.





Real	Count	Value
Agricultural	1,176	7,859,584
Commercial	112	1,382,401
Residential	1,516	9,096,568
<b>Total Real Value</b>	<b>2,804</b>	<b>18,338,553</b>
Homestead	682	714,866
Veteran	51	554,281
Other	0	0
<b>Total Exempt</b>	<b>770</b>	<b>1,269,147</b>



**TIF Increment Value**

**Net Assessed** 17,069,406

**Net Assessed Under Protest**

Senior Freeze	88	565,858
Capped Parcels	1,903	13,215,630

Personal	Count	Value
Agricultural	178	306,819
Commercial	133	318,401
Mobile Home	98	313,356
<b>Total Personal</b>	<b>409</b>	<b>938,576</b>
<b>Total Exempt</b>	<b>22</b>	<b>7,154</b>

**TIF Increment Value**

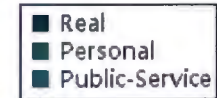
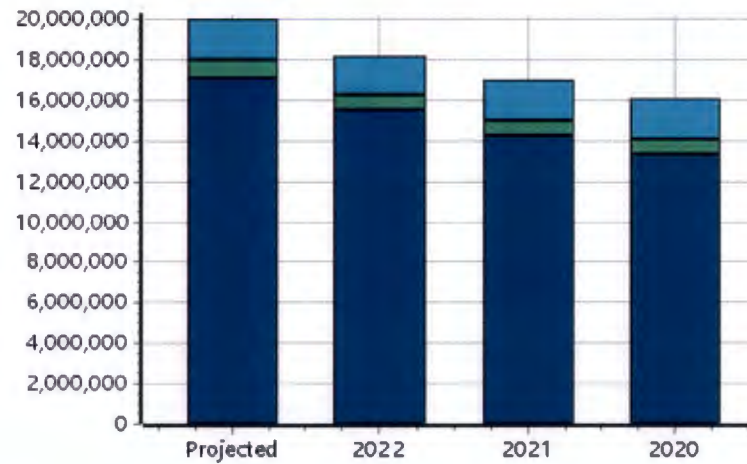
**Net Assessed** 931,422

**Net Assessed Under Protest**

Public Service	Count	Value
<b>Total PS Value</b>	<b>24</b>	<b>2,009,143</b>

**TIF Increment Value**

**Net Assessed** 2,009,143



**District Totals**

Total Gross Value	21,286,272
Homestead Loss	714,866
Other Exemption Loss	561,435

**TIF Increment Value**

**Retained TIF Value**

**Net Assessed Value** 20,009,971

**Net Assessed Under Protest**

\* Public Service Protests Values are not included on this report.

Real	Count	Value
Agricultural	29	128,668
Commercial	0	0
Residential	7	66,774
<b>Total Real Value</b>	<b>36</b>	<b>195,442</b>
Homestead	4	4,000
Veteran	0	0
Other	0	0
<b>Total Exempt</b>	<b>4</b>	<b>4,000</b>

**TIF Increment Value**

**Net Assessed 191,442**

**Net Assessed Under Protest**

Senior Freeze	0	0
Capped Parcels	14	138,870

Personal	Count	Value
Agricultural	0	0
Commercial	5	267,965
Mobile Home	3	14,057
<b>Total Personal</b>	<b>8</b>	<b>282,022</b>
<b>Total Exempt</b>	<b>0</b>	<b>0</b>

**TIF Increment Value**

**Net Assessed 282,022**

**Net Assessed Under Protest**

Public Service	Count	Value
<b>Total PS Value</b>	<b>5</b>	<b>56,075</b>

**TIF Increment Value**

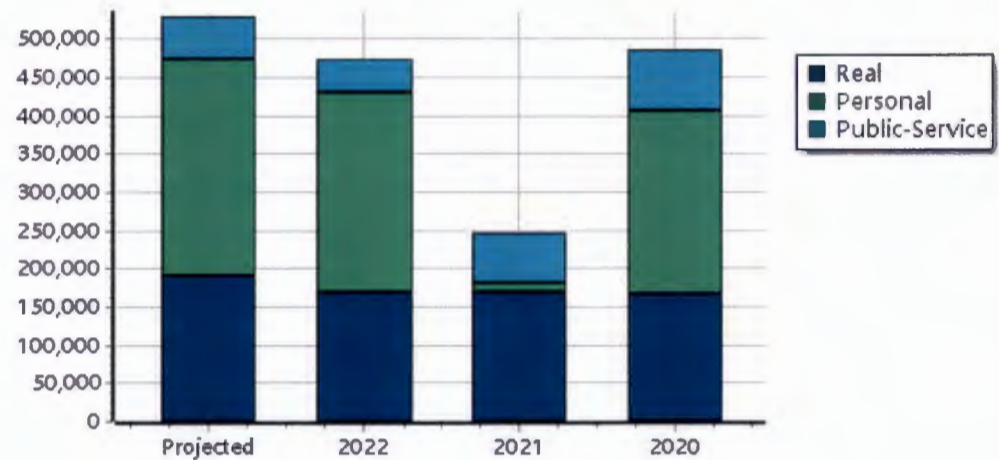
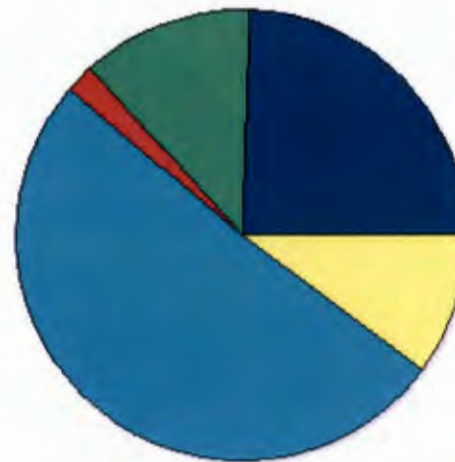
**Net Assessed 56,075**

**District Totals**


Total Gross Value	533,539
Homestead Loss	4,000
Other Exemption Loss	0
<b>TIF Increment Value</b>	
<b>Retained TIF Value</b>	
<b>Net Assessed Value</b>	<b>529,539</b>

**Net Assessed Under Protest**

\* Public Service Protests Values are not included on this report.



Real	Count	Value
Agricultural	273	2,858,053
Commercial	115	8,301,595
Residential	499	5,045,109
<b>Total Real Value</b>	<b>887</b>	<b>16,204,757</b>
Homestead	244	251,000
Veteran	19	283,292
Other	0	0
<b>Total Exempt</b>	<b>270</b>	<b>534,292</b>



**TIF Increment Value**

**Net Assessed** 15,670,465

**Net Assessed Under Protest**

Senior Freeze	21	173,789
Capped Parcels	636	5,982,115

Personal	Count	Value
Agricultural	46	193,385
Commercial	128	2,840,007
Mobile Home	52	126,531
<b>Total Personal</b>	<b>226</b>	<b>3,159,923</b>
<b>Total Exempt</b>	<b>5</b>	<b>831</b>

**TIF Increment Value**

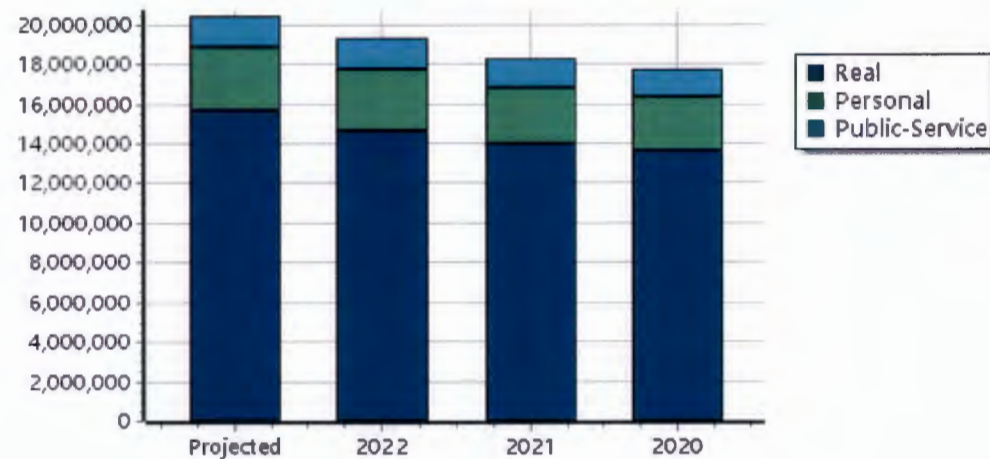
**Net Assessed** 3,159,092

**Net Assessed Under Protest**

Public Service	Count	Value
<b>Total PS Value</b>	<b>24</b>	<b>1,611,642</b>

**TIF Increment Value**

**Net Assessed** 1,611,642



**District Totals**

Total Gross Value	20,976,322
Homestead Loss	251,000
Other Exemption Loss	284,123
<b>TIF Increment Value</b>	
<b>Retained TIF Value</b>	
<b>Net Assessed Value</b>	<b>20,441,199</b>

**Net Assessed Under Protest**

\* Public Service Protests Values are not included on this report.

Real	Count	Value
Agricultural	1,090	6,463,470
Commercial	176	2,595,231
Residential	1,931	10,821,376
<b>Total Real Value</b>	<b>3,197</b>	<b>19,880,077</b>
Homestead	757	788,732
Veteran	58	760,514
Other	0	0
<b>Total Exempt</b>	<b>857</b>	<b>1,549,246</b>

**TIF Increment Value**

**Net Assessed** 18,330,831

**Net Assessed Under Protest**

Senior Freeze	119	385,545
Capped Parcels	1,537	6,285,507

Personal	Count	Value
Agricultural	177	329,676
Commercial	199	95,584,357
Mobile Home	125	413,071
<b>Total Personal</b>	<b>501</b>	<b>96,327,104</b>
<b>Total Exempt</b>	<b>17</b>	<b>11,247,545</b>

**TIF Increment Value**

**Net Assessed** 85,079,559

**Net Assessed Under Protest**

Public Service	Count	Value
<b>Total PS Value</b>	<b>30</b>	<b>9,793,184</b>

**TIF Increment Value**

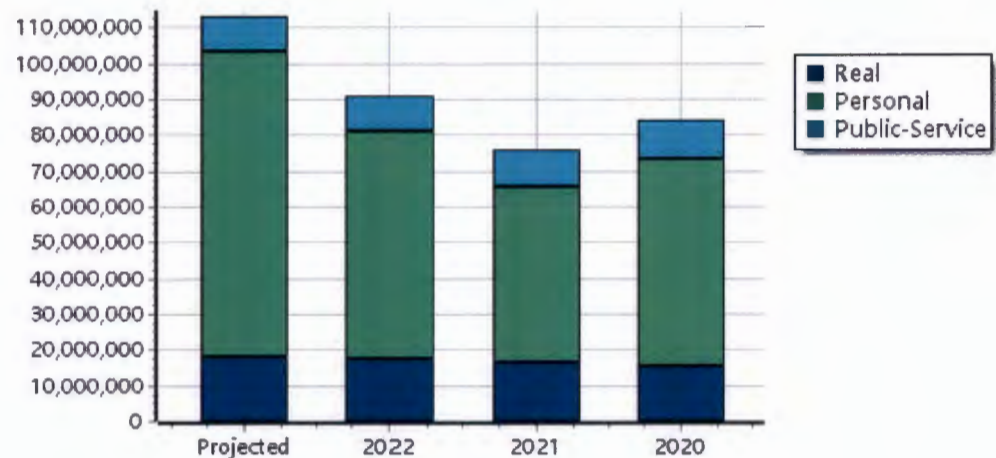
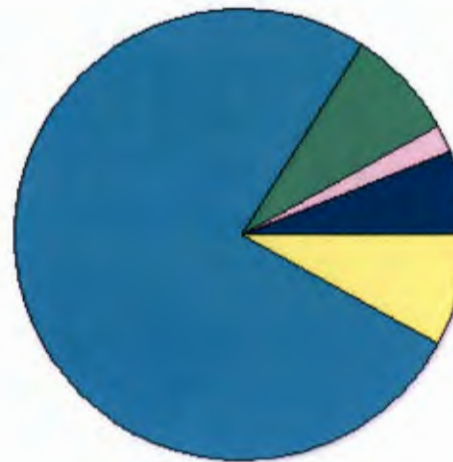
**Net Assessed** 9,793,184

**District Totals**

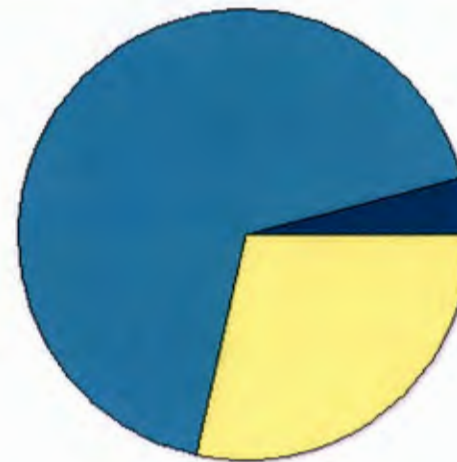
Total Gross Value	126,000,365
Homestead Loss	788,732
Other Exemption Loss	12,008,059
<b>TIF Increment Value</b>	
<b>Retained TIF Value</b>	
<b>Net Assessed Value</b>	<b>113,203,574</b>

**Net Assessed Under Protest**

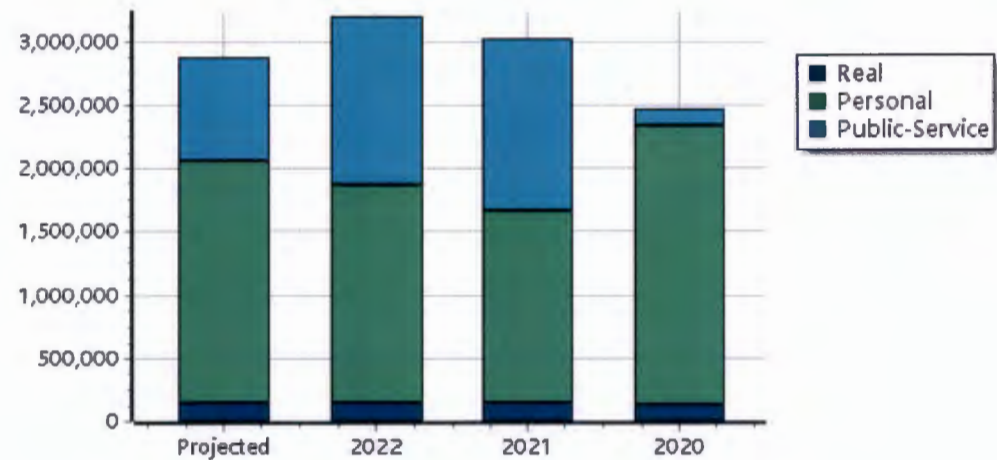
\* Public Service Protests Values are not included on this report.



Real	Count	Value
Agricultural	61	143,697
Commercial	1	11,889
Residential	7	8,152
<b>Total Real Value</b>	<b>69</b>	<b>163,738</b>
Homestead	3	3,000
Veteran	1	10,271
Other	0	0
<b>Total Exempt</b>	<b>4</b>	<b>13,271</b>
<b>TIF Increment Value</b>		
<b>Net Assessed</b>		<b>150,467</b>
<b>Net Assessed Under Protest</b>		
Senior Freeze	0	0
Capped Parcels	18	65,221



Personal	Count	Value
Agricultural	1	4,715
Commercial	15	1,892,622
Mobile Home	2	9,601
<b>Total Personal</b>	<b>18</b>	<b>1,906,938</b>
<b>Total Exempt</b>	<b>1</b>	<b>200</b>
<b>TIF Increment Value</b>		
<b>Net Assessed</b>		<b>1,906,738</b>
<b>Net Assessed Under Protest</b>		
<b>Public Service</b>		
<b>Total PS Value</b>	<b>7</b>	<b>820,538</b>
<b>TIF Increment Value</b>		
<b>Net Assessed</b>		<b>820,538</b>



<b>District Totals</b>	
Total Gross Value	2,891,214
Homestead Loss	3,000
Other Exemption Loss	10,471
<b>TIF Increment Value</b>	
<b>Retained TIF Value</b>	
<b>Net Assessed Value</b>	<b>2,877,743</b>
<b>Net Assessed Under Protest</b>	

\* Public Service Protests Values are not included on this report.

Real	Count	Value
Agricultural	198	854,854
Commercial	3	109,186
Residential	88	562,668
<b>Total Real Value</b>	<b>289</b>	<b>1,526,708</b>
Homestead	34	34,000
Veteran	1	9,019
Other	0	0
<b>Total Exempt</b>	<b>35</b>	<b>43,019</b>

**TIF Increment Value**

**Net Assessed 1,483,689**

**Net Assessed Under Protest**

Senior Freeze	1	1,317
Capped Parcels	112	1,689,273

Personal	Count	Value
Agricultural	17	62,895
Commercial	22	1,523,314
Mobile Home	10	42,621
<b>Total Personal</b>	<b>49</b>	<b>1,628,830</b>
<b>Total Exempt</b>	<b>1</b>	<b>200</b>

**TIF Increment Value**

**Net Assessed 1,628,630**

**Net Assessed Under Protest**

Public Service	Count	Value
<b>Total PS Value</b>	<b>7</b>	<b>1,229,286</b>

**TIF Increment Value**

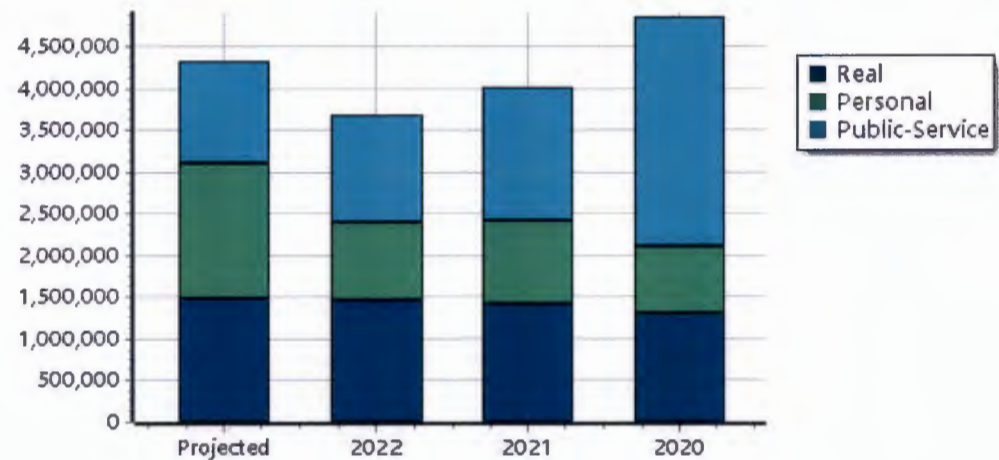
**Net Assessed 1,229,286**

**District Totals**

Total Gross Value	4,384,824
Homestead Loss	34,000
Other Exemption Loss	9,219
<b>TIF Increment Value</b>	
<b>Retained TIF Value</b>	
<b>Net Assessed Value</b>	<b>4,341,605</b>

**Net Assessed Under Protest**

\* Public Service Protests Values are not included on this report.



Real	Count	Value
Agricultural	1	1,706
Commercial	0	0
Residential	1	237
<b>Total Real Value</b>	<b>2</b>	<b>1,943</b>
Homestead	0	0
Veteran	0	0
Other	0	0
<b>Total Exempt</b>	<b>0</b>	<b>0</b>

**TIF Increment Value**

**Net Assessed** 1,943

**Net Assessed Under Protest**

Senior Freeze	0	0
Capped Parcels	2	3,687

Personal	Count	Value
Agricultural	0	0
Commercial	4	458,252
Mobile Home	0	0
<b>Total Personal</b>	<b>4</b>	<b>458,252</b>
<b>Total Exempt</b>	<b>0</b>	<b>0</b>

**TIF Increment Value**

**Net Assessed** 458,252

**Net Assessed Under Protest**

Public Service	Count	Value
<b>Total PS Value</b>	<b>4</b>	<b>38,125</b>

**TIF Increment Value**

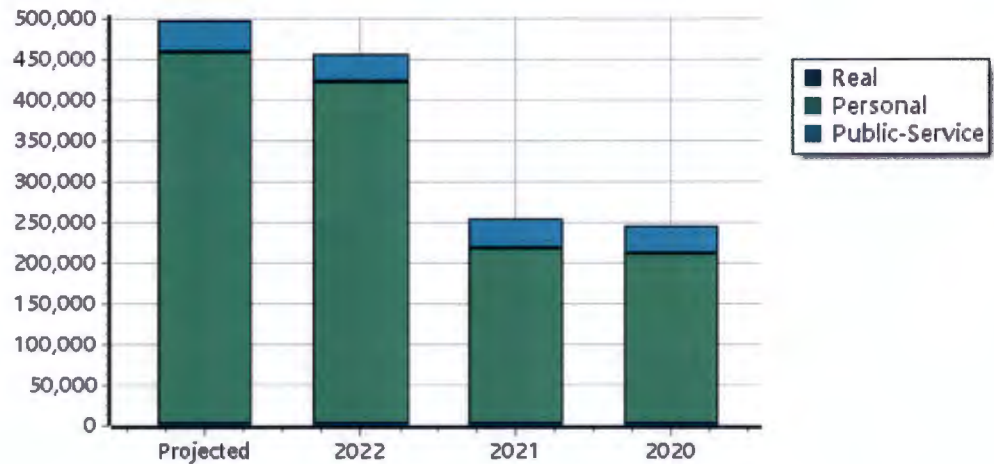

**Net Assessed** 38,125

**District Totals**

Total Gross Value	498,320
Homestead Loss	0
Other Exemption Loss	0
<b>TIF Increment Value</b>	
<b>Retained TIF Value</b>	
<b>Net Assessed Value</b>	<b>498,320</b>

**Net Assessed Under Protest**

\* Public Service Protests Values are not included on this report.




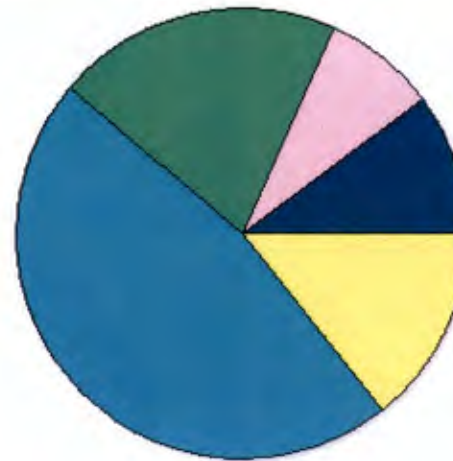
Real	Count	Value
Agricultural	6,813	38,810,849
Commercial	1,390	32,787,312
Residential	12,429	76,726,528
<b>Total Real Value</b>	<b>20,632</b>	<b>148,324,689</b>
Homestead	4,889	5,134,371
Veteran	294	3,206,380
Other	0	0
<b>Total Exempt</b>	<b>5,467</b>	<b>8,340,751</b>

**TIF Increment Value**

**Net Assessed** 139,983,938

**Net Assessed Under Protest**

Senior Freeze	633	2,883,297
Capped Parcels	13,085	72,363,729

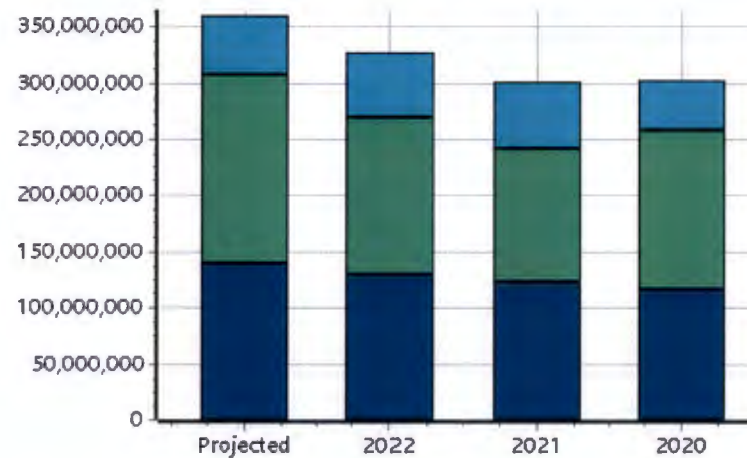


Personal	Count	Value
Agricultural	1,029	2,299,356
Commercial	1,472	178,574,720
Mobile Home	845	2,603,137
<b>Total Personal</b>	<b>3,346</b>	<b>183,477,213</b>
<b>Total Exempt</b>	<b>112</b>	<b>15,159,830</b>

**TIF Increment Value**

**Net Assessed** 168,317,383

**Net Assessed Under Protest**



Public Service	Count	Value
<b>Total PS Value</b>	<b>256</b>	<b>52,191,266</b>
<b>TIF Increment Value</b>		
<b>Net Assessed</b>		<b>52,191,266</b>

**District Totals**

Total Gross Value	383,993,168
Homestead Loss	5,134,371
Other Exemption Loss	18,366,210
<b>TIF Increment Value</b>	
<b>Retained TIF Value</b>	
<b>Net Assessed Value</b>	<b>360,492,587</b>

**Net Assessed Under Protest**

\* Public Service Protests Values are not included on this report.